

EXPLORER

SAIL Pathfinders 2011-2012

I will keep a song in my heart and go on God's errands.

In the Pathfinder Law, we promise to keep a song in our hearts. This doesn't mean literally singing, though that may occur. Rather it means to keep in our hearts an uplifting thought, to focus on what Christ has done for us, and our love for him. This can buoy us when troubles rise around us, and give us hope amid darkness.

What do you think of when someone talks about an explorer? Explorers are brave, adventuresome, creative, willing to strike out on a path no one else has traveled, seeking to find something new or re-discover something long lost.

An explorer must know many things; knowledge of history and geography, planning for food and travel, understanding of cultures and languages, and the use of tools for aid in navigation and the journey. An explorer also has a certain unique characteristic, a sense of purpose and the willingness to brave hardship to reach their goal.

During the age of explorers, Ernest Shackleton, a famous British explorer, planned an expedition to Antarctica. He knew the journey would be difficult, and that there was the very real possibility of injury and death to himself and his crew. Nonetheless, he set his mind to the expedition, and placed an advertisement in newspapers in London in 1900 seeking volunteers to join him on the dangerous expedition. His advertisement said:

"MEN WANTED FOR HAZARDOUS JOURNEY. Small wages, bitter cold, long months of complete darkness, constant danger, safe return doubtful. Honor and recognition in case of success. - Ernest Shackleton"

Does that sound like an ad you would respond to? Well, Shackleton later said the response to his ad was so overwhelming, it seemed all the men in Great Britain were determined to join him. There was clearly both an eager sense of adventure, and a recognition of the Shackleton name.

In Matthew 28:19-20, we see a call from Christ for volunteers to join him in a major expedition. He tells his disciples, and all who are willing to follow, to go, and make disciples, to teach and to baptize. This is not an easy expedition, and it is not one without its dangers, but it is led by an experienced leader.

If we ask for, accept and are filled with God's spirit, we are well prepared for this mission. "For God has not given us a spirit of fear, but of power and of love and of a sound mind." (2 Timothy 1:7 NKJV). The Spirit of God drives out fear, it gives us the strength and courage to carry on. Holding on to that Spirit, keeping a song in our heart, readies us for the hardships we may face.

You may not have to deal with long months of complete darkness or constant danger, but you may face ridicule from friends and strangers, and lose opportunities for fun or work. But remember your goal, and keep a song in your heart

Stay Brave!



Explorer Investiture Achievement

This booklet contains the requirements to earn the Explorer Investiture Achievement, as well as information and materials that can help you on your path. There are seven core components of the program, and each of these must be completed to earn the Explorer Achievement level and insignia. If you are up for a challenge, also complete the advanced material at the end of this booklet to earn the Wilderness Explorer advanced ribbon.

Explorer Investiture Achievement Requirements

Personal Growth (Page 4)

1. Be in Grade 7 or its equivalent
- 2a. Develop your daily devotional life by studying the Weekly Devotional Guide (weeks 27 – 39) and the book of Acts utilizing printed or electronic resources,
- 2b. Journal your thoughts by asking these questions: “What did I learn about God?” “What did I learn about Myself?” “How can I apply this to my life today?” You may journal through writing, drawing or electronic process.
- 3a. Memorize the Pathfinder Pledge.
- 3b. Illustrate your understanding of the Pathfinder Pledge in an interesting way
4. Learn the meaning of the Pathfinder Emblem

Spiritual Discovery (Page 8)

1. Learn how to use a Bible Concordance by selecting two topics and/or words to discover how they are used in the Bible.
2. Memorize one Bible text not previously learned for each of the following subjects: Prayer, Doctrine, Behavior, Salvation, Relationships, Promises/Praise, Great Passages
3. Role-play the experience of a person of the New Testament Church in the book of Acts.
- 4a. Learn about eight missionaries (to at least four continents) who served during the Seventh-day Adventist Mission Expansion (1900 to 1950).
- 4b. On a world map, plot their country of service (include at least 4 continents).
- 4c. Make a presentation about your favorite missionary.

Serving Others (Page 15)

1. Be familiar with the community services in your area and give assistance for at least 4 hours.
2. Participate in at least two church programs for a total of 4 hours.

Making Friends (Page 16)

1. Participate in a panel discussion or skit on peer pressure and its role in your decision making.
2. Fulfill requirements #1, #11, #12 and #14 of the Christian Grooming and Manners Honor.

Health and Fitness (Page 17)

1. Learn the value of Exercise, Fresh Air & Sunshine by: a. Giving two reasons why physical fitness is important. b. Explaining the relationship between proper diet, exercise, and weight control. c. Explaining the benefits of fresh air and sunshine.
2. Earn the Basic Rescue Honor.
3. Complete the Basic Water Safety Honor OR Beginner Swimming Honor, if not previously earned.

Nature Study (Page 23)

- 1a. Review the Genesis account of the flood.
- 1b. Read a book about fossils and the biblical flood,
- 1c. Study at least three different fossils; explain their origin and relate them to breaking God’s laws.
- 2a. Stars: Be able to identify in the sky the North Star, Big Dipper, Little Dipper, and Orion.
- 2b. Explain the spiritual significance of Orion as told in Early Writings, p. 41.

Outdoor Living (Page 27)

1. Earn the Knot Tying Honor.
2. Earn the Camping Skills III Honor.

Wilderness Explorer (Page 32)

Personal Growth

1. Be in Grade 7 or its equivalent.

2a. Develop your daily devotional life by studying the Weekly Devotional Guide (weeks 27 – 39) and the book of Acts utilizing printed or electronic resources.

2b. Journal your thoughts by asking these questions: “What did I learn about God?” “What did I learn about Myself?” “How can I apply this to my life today?”

You may journal through writing, drawing or electronic process.

Weekly Devotional Guide (weeks 27-39)

Week 27 Attitudes

Mark 9:33-35
1 Thessalonians 5:18
Psalm 34
Ephesians 3
James 2

Week 28 Commitment

Isaiah 40
Genesis 17
Proverbs 4
Luke 9

Week 29 Growth

1 Corinthians 6
1 Corinthians 13
Psalm 53
Psalm 90
Ruth 1-2
Ruth 3-4

Week 30 Faith

Jude 1
Romans 14
Matthew 9
Luke 17

Week 31 Praise

Psalm 108
Psalm 27:1-4
Psalm 56
1 Peter 5
Isaiah 63

Week 32 Prayer

Psalm 116
Matthew 6-7
1 Thessalonians 5
Luke 18
Psalm 20

Week 33 Trust

Exodus 33
Proverbs 3:4-5
Psalm 62
Isaiah 30:19-26
Jeremiah 10
Isaiah 38

Week 34 Salvation

John 1
Acts 2
Psalm 60
Haggai 1-2
Romans 3

Week 35 Forgiveness

Isaiah 1
Isaiah 38
Psalm 30
Psalm 40
John 2

Week 36 Abundant Life

Romans 5
John 15
Luke 19:1-27
Jeremiah 4:1-8
Ephesians 1-2
Ephesians 3

Week 37 Death

Hebrews 9
John 16
Revelation 17:14-17
Ecclesiastes 12

Week 38 Baptism

Romans 6
Matthew 3
Matthew 28
Luke 3
1 Peter 3

Week 39 Second Coming

1 Corinthians 15
Isaiah 64
Titus 1:13
Isaiah 25
James 5
Mark 13

Introduction to the Book of Acts, for the Explorer Investiture Achievement

As part of the Explorer Investiture Achievement, we will be reading the New Testament book of Acts, also called The Acts of the Apostles. Written by Luke, the book of Acts picks up where the Gospel of Luke leaves off. The book traces the First Century rise of the Christian Church, from the time of Jesus Christ's ascension into Heaven (Acts 1:4-9), to shortly before Paul's final trial and execution. The book of Acts tells an astounding story. From a group of just around 120 individuals (Acts 1:15) meeting together largely in secret in Jerusalem, we trace the rapid spread of the Gospel message through Jerusalem, out to Judea and Samaria, and beyond to the Jews and Gentiles in Greece and Rome. Christianity moves rapidly from what is at first appearance just a small sect of Judaism to a major worldwide religion.

Central to the book of Acts, and to the power of preaching and healing exhibited by the key Apostles being followed, is the bestowing of the Holy Spirit, the Comforter promised by Jesus. It is Jesus Christ himself, at the beginning of the book of Acts, who lays out the mission that the Apostles will accomplish through the empowerment of the Holy Spirit. Acts 1:8 (NKJV) quotes Jesus as saying, "*But you shall receive power when the Holy Spirit has come upon you; and you shall be witnesses to Me in Jerusalem, and in all Judea and Samaria, and to the end of the earth.*" The Good News is a message not for just the Jews in Jerusalem, or for a select few, but for the whole world.

The book of Acts introduces us to many of the early Christians, both faithful and not, but the two key figures that stand out in the narrative are Peter and Paul. These two, in many ways, are very different, almost opposites from a worldly point of view. Peter, one of the original Disciples, is a fisherman, a somewhat crude and temperamental individual, judging from some of the descriptions of his behavior and actions in the Gospels. But he has a very strong faith, and despite his occasional impetuosity, he is not afraid to proclaim his belief. Paul, whose name was changed from Saul, was a religious scholar, zealous to the extreme, fully committed to his faith, but misguided until he encountered in vision the slain and risen Jesus Christ. Paul undergoes one of the most amazing transformations; from seeking the imprisonment and even death of the Christians, to becoming one of the most powerful preachers of Christianity.

Despite their surface differences, both Peter and Paul are vivid examples of the change God can bring about through the power of the Holy Spirit when one truly believes in Jesus Christ. These two powerful figures form the backbone of the early mission work of the Church, and together their writings make up most of the books of the New Testament. In the book of Acts, we see a guide to mission service, to resolving differences of opinion amongst believers, and to the true power of the Holy Spirit working through God-fearing people. Amid persecution, ridicule and hardships, Peter, Paul and the other early Christians show us what perseverance and adherence to our faith really mean.

3a. Memorize the Pathfinder Pledge.

3b. Illustrate your understanding of the Pathfinder Pledge in an interesting way.

Pathfinder Pledge:

By the grace of God, I will be pure, and kind, and true.

I will keep the Pathfinder Law.

I will be a servant of God and a friend to man.

The Law is for me to:

Keep the morning watch

Do my honest part

Care for my body,

Keep a level eye

Be courteous and obedient

Walk softly in the sanctuary,

Keep a song in my heart,

Go on God's errand.

Explanation -- Pathfinder Pledge

By the grace of God: Only as we rely on God to help us can we do His will.

I will be pure: I will fill my mind with everything that is right and true and spend my time in activities that will build a strong, clean character.

I will be kind: I will be considerate and kind, not only to my fellow man, but also to all of God's creation.

I will be true: I will be honest and upright in study, work and play and can always be counted upon to do my very best.

I will keep the Pathfinder Law: I will seek to understand the meaning of the Law and will strive to live up to it's spirit, realizing that obedience to law is essential in any organization

I will be a servant to God: I will pledge myself to serve God first, last, and best in everything I am called upon to be or do.

I will be a friend to man: I will live to bless others and do unto them as I would have them do unto me.

Explanation -- Pathfinder Law

Keep the Morning Watch: I will have prayer and personal bible study each day.

Do my honest part: By the power of God I will help others, and do my duty and my honest share, wherever I may be.

Care for my body: I will be temperate in all things and strive to reach a higher standard of physical fitness.

Keep a level eye: I will not lie, cheat or deceive, and will despise dirty talk or evil thinking.

Be courteous and obedient: I will be kind and thoughtful of others, reflecting the love of Jesus in all my association with others.

Walk softly in the sanctuary: In any devotional exercise I will be quiet, careful and reverent.

Keep a song in my heart: I will be cheerful and happy and let the influence of my life be as sunshine to others.

Go on God's errands: I will always be ready to share my faith and go about doing good as Jesus did.

4. Learn the meaning of the Pathfinder Emblem.



Red (Sacrifice): Reminds us of Christ. "For God so loved the world, that he gave his only begotten Son, that whosoever believeth in him should not perish, but have everlasting life." (John 3:16) • "Present your bodies a living sacrifice, holy, acceptable unto God" (Rom. 12: 1).

Blue (Loyalty): It is the purpose of the Pathfinder Club to help teach us to be loyal to: Our God in heaven. Our parents. Our church • Loyalty is defined as a reflection of the character of our True Master Guide.

Gold (Excellence): "I counsel thee to buy of me gold tried in the fire, that thou mayest be rich" (Rev. 3:18). • Standard of measurement. The Pathfinder Club has high standards to help build strong character for the kingdom of heaven.

White (Purity): "He that overcometh, the same shall be clothed in white raiment" (Rev. 3:5). • We desire to have the purity and righteousness of Christ's life in our lives.

Shield (Protection): In the Scripture God is often called the shield of His people.(Protection) "Fear not ... I am thy shield" (Gen. 15:1) • "Above all, taking the shield of faith, wherewith ye shall be able to quench all the fiery darts of the wicked." (Eph. 6:16)

Sword (Bible): The sword is used in warfare. A battle is always won by offense. We are in a battle against sin, and our weapon is the Word of God. • The sword of the Spirit is the Word of God. (see Eph. 6:17)

Three Sides: Completeness of the Trinity -- Father, Son, Holy Spirit. • Tripod of education: Mental Crafts and Honors Physical Campouts, work bee, health focus Spiritual Outreach and personal spiritual development.

Inverted Triangle: The inverted order of importance Jesus taught which is contrary to that taught by the world. • Sacrificing of one's self by placing the needs of others ahead of our own.

Pathfinder Club: The Pathfinder Club is one of the organizations of the world youth ministry of the Seventh-day Adventist Church.

Personal Growth:

1. Instructor _____ Date _____
2. Instructor _____ Date _____
3. Instructor _____ Date _____
4. Instructor _____ Date _____

Spiritual Discovery

1. Learn how to use a Bible Concordance by selecting two topics and/or words to discover how they are used in the Bible.

Topic 1: _____

Topic 2: _____

2. Memorize one Bible text not previously learned for each of the following subjects: Prayer, Doctrine, Behavior, Salvation, Relationships, Promises/Praise, Great Passages.

Prayer: Psalms 5:3 or Psalms 51:3

- (Psalms 5:3 NKJV) *My voice You shall hear in the morning, O LORD; In the morning I will direct it to You, And I will look up.*
- (Psalms 51:3 NKJV) *For I acknowledge my transgressions, And my sin is always before me.*

Doctrine: 1 Corinthians 6:19-20, Acts 1:9-11, or Ecclesiastes 12:13-14

- (1 Corinthians 6:19-20 NKJV) *Or do you not know that your body is the temple of the Holy Spirit who is in you, whom you have from God, and you are not your own? For you were bought at a price; therefore glorify God in your body and in your spirit, which are God's.*
- (Acts 1:9-11 NKJV) *Now when He had spoken these things, while they watched, He was taken up, and a cloud received Him out of their sight. And while they looked steadfastly toward heaven as He went up, behold, two men stood by them in white apparel, who also said, "Men of Galilee, why do you stand gazing up into heaven? This same Jesus, who was taken up from you into heaven, will so come in like manner as you saw Him go into heaven."*
- (Ecclesiastes 12:13-14 NKJV) *Let us hear the conclusion of the whole matter: Fear God and keep His commandments, For this is man's all. For God will bring every work into judgment, Including every secret thing, Whether good or evil.*

Behavior: Colossians 3:23, Proverbs 22:29, Philippians 4:8, John 3:19, or 1 Corinthians 2:14

- (Colossians 3:23 NKJV) *And whatever you do, do it heartily, as to the Lord and not to men*
- (Proverbs 22:29 NKJV) *Do you see a man who excels in his work? He will stand before kings; He will not stand before unknown men.*
- (Philippians 4:8 NKJV) *Finally, brethren, whatever things are true, whatever things are noble, whatever things are just, whatever things are pure, whatever things are lovely, whatever things are of good report, if there is any virtue and if there is anything praiseworthy—meditate on these things.*
- (John 3:19 NKJV) *And this is the condemnation, that the light has come into the world, and men loved darkness rather than light, because their deeds were evil.*
- (1 Corinthians 2:14 NKJV) *But the natural man does not receive the things of the Spirit of God, for they are foolishness to him; nor can he know them, because they are spiritually discerned.*

Salvation: John 3:16-18, Matthew 16:24-27, Luke 14:28, 33, Proverbs 28:13, or 1 Timothy 1:15

- (John 3:16-18 NKJV) *For God so loved the world that He gave His only begotten Son, that whoever believes in Him should not perish but have everlasting life. For God did not send His Son into the world to condemn the world, but that the world through Him might be saved. “He who believes in Him is not condemned; but he who does not believe is condemned already, because he has not believed in the name of the only begotten Son of God.*
- (Matthew 16:24-27 NKJV) *Then Jesus said to His disciples, “If anyone desires to come after Me, let him deny himself, and take up his cross, and follow Me. For whoever desires to save his life will lose it, but whoever loses his life for My sake will find it. For what profit is it to a man if he gains the whole world, and loses his own soul? Or what will a man give in exchange for his soul? For the Son of Man will come in the glory of His Father with His angels, and then He will reward each according to his works.*
- (Luke 14:28, 33 NKJV) *For which of you, intending to build a tower, does not sit down first and count the cost, whether he has enough to finish it ... So likewise, whoever of you does not forsake all that he has cannot be My disciple.*
- (Proverbs 28:13 NKJV) *He who covers his sins will not prosper, But whoever confesses and forsakes them will have mercy.*
- (1 Timothy 1:15 NKJV) *This is a faithful saying and worthy of all acceptance, that Christ Jesus came into the world to save sinners, of whom I am chief.*

Relationships: John 13:34-35, Proverbs 19:19, John 15:13, or Romans 14:11

- (John 13:34-35 NKJV) *A new commandment I give to you, that you love one another; as I have loved you, that you also love one another. By this all will know that you are My disciples, if you have love for one another.”*
- (Proverbs 19:19 NKJV) *A man of great wrath will suffer punishment; For if you rescue him, you will have to do it again.*
- (John 15:13 NKJV) *Greater love has no one than this, than to lay down one’s life for his friends.*
- (Romans 14:11 NKJV) *For it is written: “As I live, says the LORD, Every knee shall bow to Me, And every tongue shall confess to God.”*

Promises/Praise: James 4:7, Proverbs 3:5-6, Psalms 91, 1 Corinthians 10:13, or 2 Timothy 4:7-8

- (James 4:7 NKJV) *Therefore submit to God. Resist the devil and he will flee from you.*
- (Proverbs 3:5-6 NKJV) *Trust in the LORD with all your heart, And lean not on your own understanding; In all your ways acknowledge Him, And He shall direct your paths.*
- (Psalms 91 NKJV) *He who dwells in the secret place of the Most High Shall abide under the shadow of the Almighty. I will say of the LORD, “He is my refuge and my fortress; My God, in Him I will trust.” Surely He shall deliver you from the snare of the fowler And from the perilous pestilence. He shall cover*

you with His feathers, And under His wings you shall take refuge; His truth shall be your shield and buckler. You shall not be afraid of the terror by night, Nor of the arrow that flies by day, Nor of the pestilence that walks in darkness, Nor of the destruction that lays waste at noonday. A thousand may fall at your side, And ten thousand at your right hand; But it shall not come near you. Only with your eyes shall you look, And see the reward of the wicked. Because you have made the LORD, who is my refuge, Even the Most High, your dwelling place, No evil shall befall you, Nor shall any plague come near your dwelling; For He shall give His angels charge over you, To keep you in all your ways. In their hands they shall bear you up, Lest you dash your foot against a stone. You shall tread upon the lion and the cobra, The young lion and the serpent you shall trample underfoot. "Because he has set his love upon Me, therefore I will deliver him; I will set him on high, because he has known My name. He shall call upon Me, and I will answer him; I will be with him in trouble; I will deliver him and honor him. With long life I will satisfy him, And show him My salvation."

- (1 Corinthians 10:13 NKJV) *No temptation has overtaken you except such as is common to man; but God is faithful, who will not allow you to be tempted beyond what you are able, but with the temptation will also make the way of escape, that you may be able to bear it.*
- (2 Timothy 4:7-8 NKJV) *I have fought the good fight, I have finished the race, I have kept the faith. Finally, there is laid up for me the crown of righteousness, which the Lord, the righteous Judge, will give to me on that Day, and not to me only but also to all who have loved His appearing.*

Great Passages: 1 Peter 1:24-25, 1 Kings 18:21, or Matthew 24:37-39

- (1 Peter 1:24-25 NKJV) *because "All flesh is as grass, And all the glory of man as the flower of the grass. The grass withers, And its flower falls away, But the word of the LORD endures forever." Now this is the word which by the gospel was preached to you.*
- (1 Kings 18:21 NKJV) *And Elijah came to all the people, and said, "How long will you falter between two opinions? If the LORD is God, follow Him; but if Baal, follow him." But the people answered him not a word.*
- (Matthew 24:37-39 NKJV) *But as the days of Noah were, so also will the coming of the Son of Man be. For as in the days before the flood, they were eating and drinking, marrying and giving in marriage, until the day that Noah entered the ark, and did not know until the flood came and took them all away, so also will the coming of the Son of Man be.*

3. Role-play the experience of a person of the New Testament Church in the book of Acts.

Story _____

Bible Verses _____

Characters _____

Outline _____

4a. Learn about eight missionaries (to at least four continents) who served during the Seventh-day Adventist Mission Expansion (1900 to 1950).
4b. On a world map, plot their country of service (include at least 4 continents).
4c. Make a presentation about your favorite missionary.

Missionary 1: _____

Missionary 2: _____

Missionary 3: _____

Missionary 4: _____

Missionary 5: _____

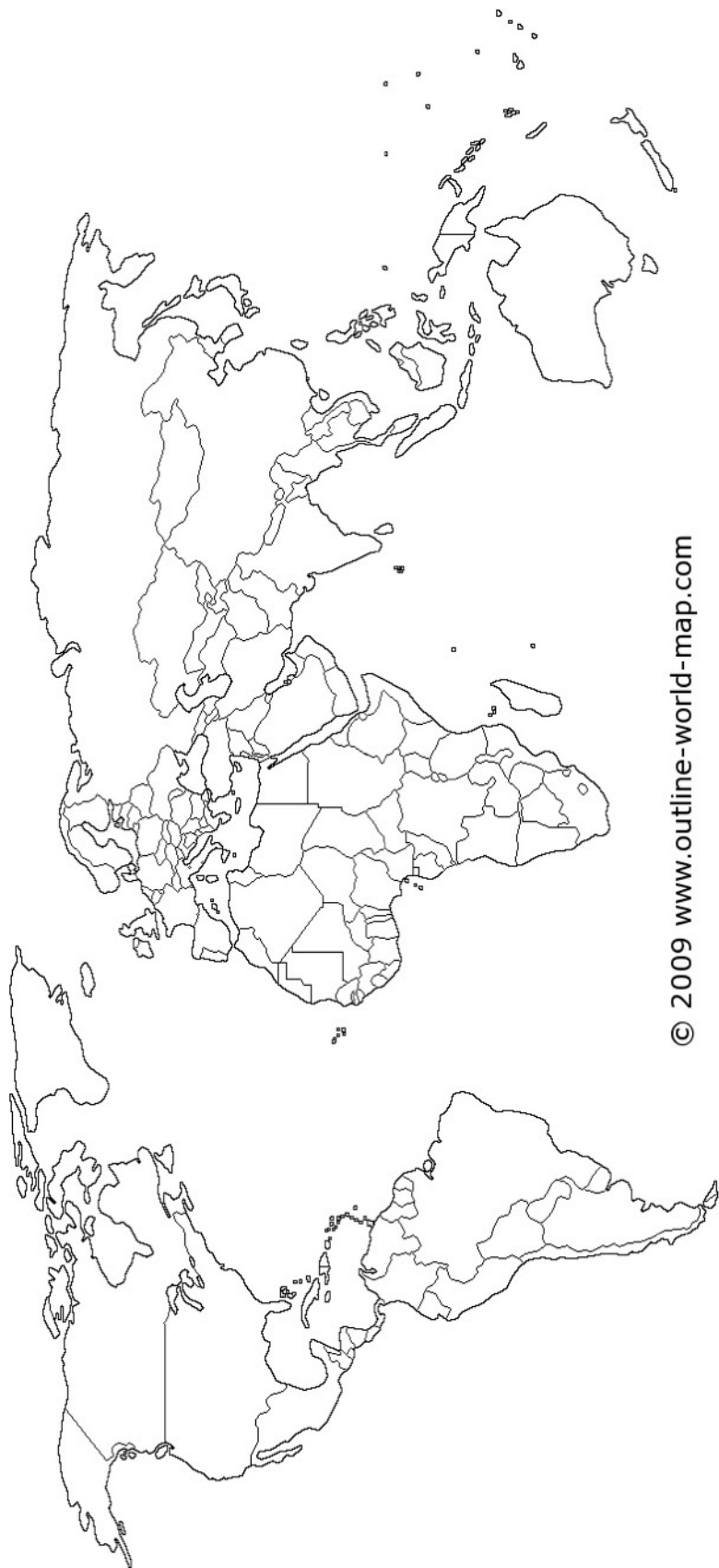
Missionary 6: _____

Missionary 7: _____

Missionary 8: _____

Some Resources:

- * A Brief History of Seventh-day Adventists, by George R Knight
- * Tell it to the World: The Story of Seventh-day Adventists, by C. Mervyn Maxwell
- * The Great Second Advent Movement: Its Rise and Progress, by J.N. Loughborough
- * Playing Our Past, by the Canadian Union College Heritage Players, available online at <http://www.adventistheritage.org/article.php?id=68>
- * Historical Prologue to Early Writings by Ellen G. White, available online at <http://www.gilead.net/egw/books2/earlywritings/ewhistory.htm>
- * Pioneer Gallery and Biographical Sketches from Adventist Pioneer Library, available online at <http://www.aplib.org/Gallery.htm>
- * Lest We Forget periodical by Adventist Pioneer Library, available online at <http://www.aplib.org/Periodical.htm>



© 2009 www.outline-world-map.com

Your Favorite Missionary _____

Why? _____

Where did they serve? _____

When did they serve? _____

Some facts about their history and service _____

Spiritual Discovery:

1. Instructor _____ Date _____

2. Instructor _____ Date _____

3. Instructor _____ Date _____

4. Instructor _____ Date _____

Serving Others

1. Be familiar with the community services in your area and give assistance for at least 4 hours.

Report: _____

2. Participate in at least two church programs for a total of 4 hours.

Report: _____

Some Resources:

Adventist Community Service: <http://www.communityservices.org/>
Red Cross of Central Texas: <http://www.centex.redcross.org/>
Capital Area Food Bank: <http://www.austinfoodbank.org/>
Austin Resource Center for the Homeless (ARCH): <http://www.frontsteps.org/>
Meals on Wheels: <http://www.mealsonwheelsandmore.org/>
MAIN Community Service Directory: <http://www.main.org/services.php>

Serving Others:

1. Instructor _____ Date _____
2. Instructor _____ Date _____

Making Friends

1. Participate in a panel discussion or skit on peer pressure and its role in your decision making.

Report: _____

2. Fulfill requirements #1, #11, #12 and 14 of the Christian Grooming and Manners Honor.

1. What well-balanced combination of strengths did Jesus develop as a growing youth? (Luke 2:52 NKJV) *And Jesus increased in wisdom and stature, and in favor with God and men.*

11. Know the importance of daily "soul-grooming" and of building a Christian character and why "belonging to Christ" makes a difference in the way you dress and act.

14. Know the rules of table etiquette which make it easier for you and those around you, such as what to do with your knife and fork after using them. Know how to be a welcome dinner guest and a joy to your hostess.

Making Friends:

1. Instructor _____ Date _____

2. Instructor _____ Date _____

Health and Fitness

**1. Learn the value of Exercise, Fresh Air & Sunshine by:
a. Giving two reasons why physical fitness is important.**

1. _____

2. _____

Explain the relationship between proper diet, exercise, and weight control.

Explain the benefits of fresh air and sunshine.

2. Earn the Basic Rescue Honor.

1. What is the definition of an emergency rescue?

2. Show how to safely rescue a person from the following situations:

a. Being in contact with a live electric wire _____

b. A room filled with fumes or smoke _____

c. Clothes on fire _____

d. Drowning using a non-swimming rescue _____

e. An ice accident _____

3. Show three ways of attracting and communicating with rescue aircraft.

1. _____

2. _____

3. _____

4. Know six indications for the need of an immediate rescue.

1. _____
2. _____
3. _____
4. _____
5. _____
6. _____

5. Know six procedures to follow before moving a victim from a life-threatening situation.

1. _____

2. _____

3. _____

4. _____

5. _____

6. _____

6. Know five principles involved in moving a victim from a life-threatening situation

1. _____

2. _____

3. _____

4. _____

5. _____

7. Know the proper ways to help a victim, without assistance, in the following:

a. Pulling the victim _____

b. Lifting the victim _____

c. Assisting a victim in walking _____

8. Know the proper way to help a victim, with assistance, in the following:

a. Chair carry _____

b. Fore-and -aft carry _____

c. Two-handed and four-handed seats _____

d. Blanket carry _____

e. Three-man hammock carry with victim in supine and prone position _____

f. Three- or four-man lift _____

g. Six-man lift and carry _____

9. Know how to properly use a stretcher and carry a victim on a stretcher. Know how to make an improvised litter.

10. Know how to properly use ropes and knots as follows:

a. Tie knots for joining ropes together

b. Tie knots for shortening a rope

c. Tie knots for use around a person for a rescue

d. Coil and accurately throw a light and a heavy 50-foot (15.2 m) rope.


11. What steps should be taken before reporting a lost person?

What information will be needed when reporting a lost person?


How is a search for a lost person conducted in a wilderness area?



BLANKET STRETCHER. Lay a blanket on the ground and place a pole on it four inches more than one third the width of the blanket from the side. Fold the blanket over. Place second pole four inches in from the end of this flap and fold again. Always test a stretcher before carrying the victim in it.



TWO-MAN CARRIER. Clasp hands to make seat or make back rest with arms.



Fireman's Carry

3. Complete the Water Safety Honor OR Beginner Swimming Honor, if not previously earned.

Basic Water Safety

1. Enter and exit the water un-assisted. The point is to teach how to get in and out of a pool without assistance and safely.
2. While holding your breath, fully submerge your face under water for five seconds.
3. Alternately inhale through the mouth above the surface and blow bubbles through the mouth/nose, with face completely submerged, seven time rhythmically and continuously.
4. Open your eyes under water and retrieve submerged objects two times.
5. Front float for five seconds.
6. Front glide for two body lengths.
7. Back float for fifteen seconds.
8. Holding on to the side of the pool, kick with your feet for twenty seconds.
9. Using arm and leg motion, swim five body lengths.
10. Learn to put on a Life Jacket and float for thirty seconds.
11. Demonstrate water safety by:
 - a. How to call for help in case of an emergency.
 - b. Learn how to release a cramp.
 - c. Demonstrate reaching assist.
 - d. Learn at least ten safety rules when around water.

Note: these requirements can be done in a backyard pool (2-3 feet deep) with adult supervision. They do not require a lifeguard or water safety instructor.

Beginner's Swimming

Complete the Red Cross Swim level III--Stroke Readiness or the following:

1. Retrieve an object from the bottom in chest-deep water, unsupported and with eyes open.
2. Bob submerging head completely 15 times in chest-deep water.
3. Bob in deep water (slightly over head) to travel to safe area or side of pool.
4. Jump into deep water from side of pool.
5. Dive from side of pool in kneeling and compact position.
6. Prone glide with push-off for two body lengths.
7. Supine glide with push-off for two body lengths.
8. Swim front crawl--ten yards.
9. Swim back crawl--ten yards.
10. Demonstrate elementary backstroke kick--ten yards.
11. Reverse direction while swimming on front.
12. Reverse direction while swimming on back.
13. Discuss safety diving rules.
14. Tread water.
15. Jump into deep water with life jacket.
16. Demonstrate H.E.L.P. position for one minute.
17. Demonstrate huddle position for one minute.
18. Demonstrate correct technique for opening the airway for rescue breathing.

Health and Fitness:

1. Instructor _____ Date _____
2. Instructor _____ Date _____
3. Instructor _____ Date _____

Fossil 1: _____

Fossil 2: _____

Fossil 3: _____

Some additional Resources:

Paleontological Society of Austin: <http://www.texaspaleo.com/psa/>

Texas Roadrunners' Rock and Fossil hunting sites: <http://www.txroadrunners.com/rockhoundpages/TexasRockHuntingSites/TexasRockAndFossilSites.htm>

Texas Natural Science Center: <http://www.utexas.edu/tmm/>

Local Fossil Hunting Sites:

Collecting Localities for Fossils in Austin: <http://www.lib.utexas.edu/geo/ggfc/ch5.html>

Shoal Creek for plenty of small oysters

360 road cut at 2244 for numerous gastropods and echidnoids

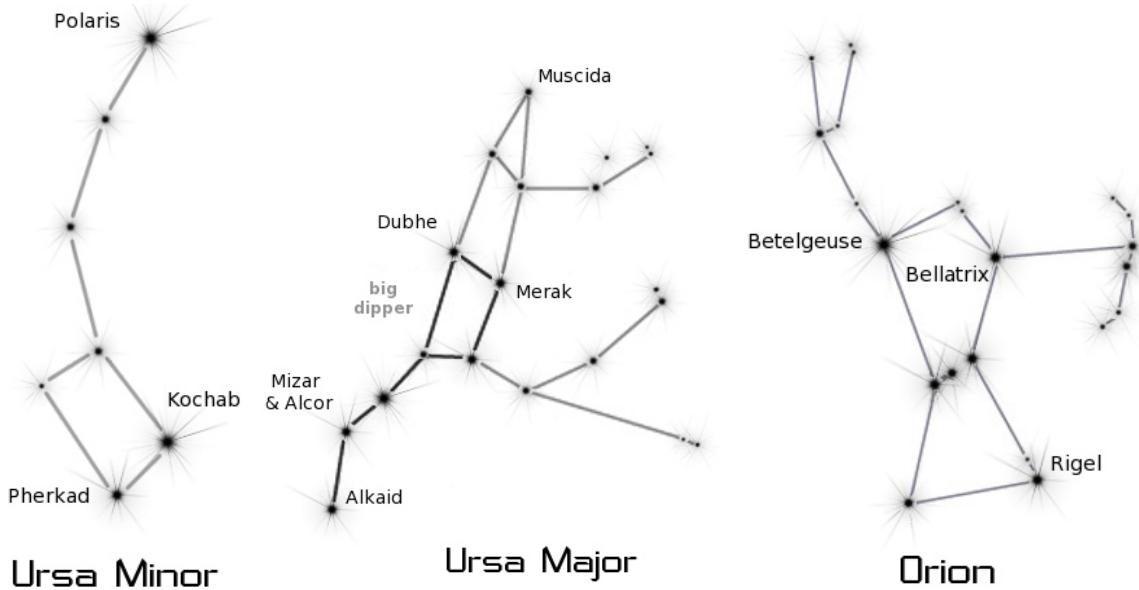
2. Stars: Be able to identify in the sky the North Star, Big Dipper, Little Dipper, and Orion.

North Star (Polaris) _____

Big Dipper (Ursa Major) _____

Little Dipper (Ursa Minor) _____

Orion _____



Outdoor Living

1. Earn the Knot Tying Honor.

1. Define the following terms:

a. Bight _____

b. Running end _____

c. Standing part _____

d. Underhand loop _____

e. Overhand loop _____

f. Turn _____

g. Bend _____

h. Hitch _____

i. Splice _____

j. Whipping _____

2. Know how to care for rope.

3. Describe the difference between laid rope and braided rope and list three uses of each.

4. Identify the following types of rope:

a. Manila _____

b. Sisal _____

c. Nylon _____

d. Polypropylene _____

5. What are some advantages and disadvantages of synthetic rope?

Advantages_____

Disadvantages_____

6. Do the following to rope:

a. Splice

b. Eye splice

c. Back splice

d. Finish the end of a rope with a double crown, whipping, or a Matthew Walker's knot.

7. Make a six-foot piece of three-strand twisted rope from native materials or twine.

Report:_____

8. From memory tie at least 20 of the following knots and know their common uses and limitations. Demonstrate how they are used.

Anchor bend

Bowline

Bowline on a bight

Butterfly loop knot or Alpine

Butterfly knot

Carrick bend

Cat's paw

Clove hitch

Constrictor knot

Crown knot

Double bow

Double sheet bend

Figure eight

Fisherman's bend

Fisherman's loop

Halter hitch

Hunter's bend

Lariat or Bowstring knot

Lark's head

Man harness knot

Miller's knot

Packer's knot

Pipe hitch

Prusik knot

Sheepshank

Sheet bend

Slip knot

Slipped half hitch

Slipped sheet bend

Square knot

Stevedore's knot

Strangle knot

Surgeon's knot

Tautline hitch

Timber hitch

Two half hitches

2. Earn the Camping Skills III Honor if not previously earned.

1. Be at least in the 7th grade.

2. Review six points in the selection of a good campsite.

Review the safety rules of firebuilding.

3. Go on a weekend campout.

Report: _____

4. Lay the following three fires and tell their uses:

a. Hunter's fire

b. Reflector fire

c. Star fire

5. Know six ways to start a fire without a match. Build a campfire using one of these:

a. Compressed air

b. Curved glass

c. Flint

d. Friction

e. Metal match

f. Spark

6. Know how to properly sharpen a hatchet and knife.

7. Cook a one-pot meal using fresh or dried food.

Dish: _____

Ingredients: _____

Instructions: _____

8. Describe the various types of tents and their uses.

9. How does condensation occur in tents, and how can it be prevented?

10. Demonstrate your ability to anchor a tent down, using the taut-line hitch and two half hitches.

11. While camping, plan and give a ten-minute devotional or organize and lead a nature or Bible game or lead out in Sabbath School, camp church, or camp vespers.

Report: _____

12. Properly locate and build one of the following and describe its importance to the individual and the environment:

a. Camp sink and dishwashing area

b. Latrine

c. Shower

13. Demonstrate four basic lashings and construct a simple object using these lashings.

Type 1: _____

Type 2: _____

Type 3: _____

Type 4: _____

Object: _____

14. Know how to replace the mantels on a camp lantern.

Demonstrate how to change gas in a camp lantern and stove.

Outdoor Living:

1. Instructor _____ Date _____

2. Instructor _____ Date _____

WILDERNESS EXPLORER

The Wilderness Explorer Advanced Ribbon is awarded to all those who complete the requirements for the Explorer Investiture Achievement and all of the following:

- 1. Wilderness Explorer (Spiritual Discovery):**
 - A. Compare the expansion of the early Christian Church in the book of Acts to the mission expansion of the Seventh-day Adventist church up to 1950.**
 - B. Study and discuss one of the following life issues with your Explorer group and an adult: Abuse, TV and movie theaters, Reading**
- 2. Wilderness Explorer (Serving Others): Make a personal visit to a sick person or shut-in and follow up with a phone call, letter, card, e-mail or text message**
- 3. Wilderness Explorer (Making Friends): Complete the Christian Grooming and Manners Honor, if not previously earned.**
- 4. Wilderness Explorer (Health and Fitness): Participate in a lifestyle fitness program for your age, such as: President's Challenge Active Lifestyle Program, Live Healthy Bermuda Kids, Or similar program**
- 5. Wilderness Explorer (Nature Study):**
 - a. Weather and Ferns: Record and graph the weather for two weeks at 12 hour intervals. Include temperature, moisture, cloud formation and wind direction OR Draw or photograph 10 kinds of ferns and identify correctly**
 - b. Complete a Skill Level 2 or 3 nature honor not previously earned.**

Level II

Animal Tracking (Advanced)	Flowers	Moths and Butterflies
Bats (Advanced)	Fossils	Poultry
Cats (Advanced)	Fungi	Rocks and Minerals
Cetaceans	Geology (Advanced)	Seeds (Advanced)
Dog Care and Training	Houseplants	Shells
Ecology	Insects (Advanced)	Small Mammal Pets
Edible Wild Plants	Livestock	Spiders
Endangered Animals	Marine Invertebrates	Worms (Advanced)
Environmental Conservation	Marine Mammals	Weather (Advanced)
Ferns	Mammals (Advanced)	
Fishes	Microscopic Life	

Level III

Amphibians (Advanced)	Grasses	Rocks and Minerals (Advanced)
Birds (Advanced)	Lichens, Liverworts and Mosses	Shells (Advanced)
Cacti (Advanced)	Maple Sugars (Advanced)	Stars (Advanced)
Ecology (Advanced)	Marine Algae (Advanced)	
Flowers (Advanced)	Reptiles	

6. Wilderness Explorer (Honor Enrichment):
a. Complete a Skill Level 2 or 3 honor, not previously earned, in the area of Arts & Crafts or Household Arts.

Arts and Crafts Level II

Basketry	Lapidary	Plastic Canvas (Advanced)
Block Printing	Leather Craft (Advanced)	Pottery
Braiding (Advanced)	Lettering and poster Making	Scrapbooking (Advanced)
Cake Decorating	Metal Craft	Sculpturing
Ceramics	Model Boats	Silk Screen Printing
Counted Cross Stitch	Model Rocketry (Advanced)	Soap Craft (Advanced)
Crocheting	Model Railroad	Stamps
Currency	Native American Lore (Advanced)	Textile Painting
Digital Photography	Needlecraft	Whistles (Advanced)
Drawing and Painting	Paper Quilling	Wood Carving
Flower Arrangement	Photography	Wood Handicraft
Genealogy	Pinewood Derby (Advanced)	
Knitting	Plastics	

Arts and Crafts Level III

Copper Enameling (Advanced)	Genealogy (Advanced)	Silk Screen Printing (Advanced)
Crocheting (Advanced)	Knitting (Advanced)	Stamps (Advanced)
Currency (Advanced)	Lighthouses (Advanced)	

Household Arts Level II

Cooking (Advanced)	Food Drying	Quilting
Dressmaking (Advanced)	Freezing	
Food Canning	Housekeeping	

Household Arts Level III

Nutrition (Advanced)	Tailoring	
----------------------	-----------	--

b. Complete a Skill Level 2 or 3 honor, not previously earned, in the area of Recreational, Vocational, or Outdoor Industries.

Recreation level II

Archery (Advanced)	Canoeing	Drumming and Percussion
Backpacking	Caving	Fire Building and Camp Cookery
Camp Safety	Community Water Safety	Gold Prospecting (Advanced)
Camping Skills III	Cycling (Advanced)	Horsemanship (Advanced)
Camping Skills IV	Drilling and Marching (Advanced)	Kayaking

Knot Tying
Letterboxing (Advanced)
Mountain Biking
Navigation
Orienteering
Physical Fitness
Pioneering
Power Boating
Rock Climbing
Rowing
Sailing

Skiing (Cross Country)
Skiing (Downhill)
Skin Diving
Springboard Diving
Swimming (Intermediate)
Swimming
Swimming (Advanced)
Track and Field
Travel (Advanced)
Triathlon (Advanced)
Tumbling and Balance

Tumbling and Balance
(Advanced)
Unicycling
Water Skiing
Water Skiing (Advanced)
Wilderness Leadership
Wilderness Living
Wind Surfing
Winter Camping

Recreation Level III

Abseiling (Advanced)
Camp Safety (Advanced)
Caving (Advanced)
Community Water Safety
(Advanced)

Outdoor Leadership
Outdoor Leadership (Advanced)
Rock Climbing (Advanced)
Scuba Diving
Scuba Diving (Advanced)

Wilderness Leadership
(Advanced)

Vocational Level II

Automobile Mechanics
Bible Evangelism
Bookkeeping
Carpentry
Christian Sales Principles
Computer (Advanced)

Communications
Forestry
Internet
Journalism
Printing
Radio

Radio (Advanced)
Radio Electronics
Small Engines
Teaching
Typewriting
Woodworking

Vocational Level III

Accounting
Automobile Mechanics
(Advanced)
Barbering
Bookbinding
Communications (Advanced)

Forestry (Advanced)
House Painting (Exterior)
House Painting (Interior)
Internet (Advanced)
Masonry
Paperhanging

Plumbing
Shoe Repair
Shorthand
Welding

Outdoor Industries Level II

Agriculture
Beekeeping
Cattle Husbandry

Dairying
Fruit Growing
Goat Husbandry

Pigeon Raising
Small Fruit Growing

Explorer Investiture Achievement

- Personal Growth 1. Instructor _____ Date _____
- Personal Growth 2a. Instructor _____ Date _____
- Personal Growth 2b. Instructor _____ Date _____
- Personal Growth 3a. Instructor _____ Date _____
- Personal Growth 3b. Instructor _____ Date _____
- Personal Growth 4. Instructor _____ Date _____
- Spiritual Discovery 1. Instructor _____ Date _____
- Spiritual Discovery 2. Instructor _____ Date _____
- Spiritual Discovery 3. Instructor _____ Date _____
- Spiritual Discovery 4a. Instructor _____ Date _____
- Spiritual Discovery 4b. Instructor _____ Date _____
- Spiritual Discovery 4c. Instructor _____ Date _____
- Serving Others 1. Instructor _____ Date _____
- Serving Others 2. Instructor _____ Date _____
- Making Friends 1. Instructor _____ Date _____
- Making Friends 2. Instructor _____ Date _____
- Health and Fitness 1. Instructor _____ Date _____
- Health and Fitness 2. Instructor _____ Date _____
- Health and Fitness 3. Instructor _____ Date _____
- Nature Study 1a. Instructor _____ Date _____
- Nature Study 1b. Instructor _____ Date _____
- Nature Study 1c. Instructor _____ Date _____
- Nature Study 2a. Instructor _____ Date _____
- Nature Study 2b. Instructor _____ Date _____
- Outdoor Living 1. Instructor _____ Date _____
- Outdoor Living 2. Instructor _____ Date _____

Complete Explorer Requirements:

Instructor _____ Date _____

Wilderness Explorer:

- Spiritual Discovery 1a. Instructor _____ Date _____
- Spiritual Discovery 1b. Instructor _____ Date _____
- Serving Others 2. Instructor _____ Date _____
- Making Friends 3. Instructor _____ Date _____
- Health and Fitness 4. Instructor _____ Date _____
- Nature Study 5a. Instructor _____ Date _____
- Nature Study 5b. Instructor _____ Date _____
- Honor Enrichment 6a. Instructor _____ Date _____
- Honor Enrichment 6b. Instructor _____ Date _____

Complete Wilderness Explorer Requirements

Instructor _____ Date _____

